

EOI_IN1 - Tema 1.1: Getting to Know Each Other: Who's Who?

Getting to Know Each Other: Who's Who?

Inglés 1º de Nivel Inicial A1

Enseñanzas
Oficiales de Idiomas

Lesson 1

Getting to Know Each Other
Who's Who?

Focus on

Your online English teacher has asked you to fill in a form with your personal details. Pablo and Beatriz have already filled theirs. You can see them below.

Tu profesor de inglés en la plataforma os ha pedido que rellenéis un formulario con vuestros detalles personales.

Pablo y Beatriz, a quien ya conociste en la historia inicial, ya han rellenado el suyo. Puedes verlos aquí.

Fill in the form

Personal details



Name Beatriz
Surname Martín García
Age 21
Address 23, Colón
Sevilla
Home phone number 954235689
Mobile phone number
654987321
Occupation Student
Nationality Spanish
Marital Status Single



Name Pablo
Surname González Ruiz
Age 18
Address 18, Gran Vía Parque
Sevilla
Home phone number 954147852
Mobile phone number
656859123
Occupation Student
Nationality Spanish
Marital Status Single

Imagen de elaboración propia

Do it yourself

Now it's your turn to fill in the form in the same way as above. Take a piece of paper and fill in the form with your personal details.

Check your understanding of the vocabulary. 

Vocabulary
NAME
SURNAME
ADDRESS
E-MAIL
HOME PHONE NUMBER
MOBILE PHONE NUMBER
AGE
OCCUPATION
NATIONALITY

MARITAL STATUS

NAME	Aquí deberías haber escrito tu nombre
SURNAME	Aquí deberías haber escrito tu apellido
ADDRESS	Aquí deberías escribir tu dirección
E-MAIL	Aquí deberías haber escrito tu dirección de correo electrónico
HOME PHONE NUMBER	Aquí deberías haber escrito tu número de teléfono fijo
MOBILE PHONE NUMBER	Aquí deberías haber escrito tu número de teléfono móvil
AGE	Aquí deberías haber escrito tu edad
OCCUPATION	Aquí deberías haber escrito a qué te

	dedicas
NATIONALITY	Aquí deberías haber escrito tu nacionalidad
MARITAL STATUS	Aquí deberías haber escrito si estás casado (<i>married</i>) o soltero (<i>single</i>). "Divorciado" es <i>divorced</i> y "viudo" es <i>widower</i> , pero "viuda" es <i>widow</i> .

1. Introductions

Peter, your online teacher, wants students to introduce themselves on the digital platform.

Peter, tu profesor online, pide a los alumnos que se presenten a sí mismos en la plataforma online.



Imagen de Quinn Dombrowski en [Flickr](#). Licencia [CC](#)

Pablo writes the following post:

Pablo escribe la siguiente entrada:

My name's Pablo González. I'm 18 years old. I'm from Spain: I'm Spanish. I live in Seville, in 18 Gran Via Parque Road. I'm a student: I study English. I'm single, I'm not married. My home phone number is 95414752 and my mobile phone number is 656559123.

Beatriz has recorded her presentation. Listen to her introducing herself:

Beatriz ha grabado su presentación. Escúchala presentándose a sí misma:

00:00

00:35

My name's Beatriz Martín. I'm 23 years old. I'm from Spain: I'm Spanish. I live in Seville, in 23 Colón Square. I'm a student of Veterinary Studies at the University. I'm single, I'm not married. My home phone number is 954235694 and my mobile phone number is 654973210.

Beatriz and Pablo have introduced themselves using the information that they included in the forms in the section above WHO's WHO?. Use the information you included to record your voices on your mobile phone introducing yourself. Then listen and compare with the introductions above.



Imagen de Wesley Fryer en [Flickr](#). Licencia [CC](#)

Beatriz y Pablo se han presentado utilizando la información que incluyeron en las formularios de la sección Who's who?. Utiliza la información que tú incluiste para grabarte a ti mismo presentándote sobre tu teléfono móvil. Luego escúchate y compara con las presentaciones de arriba.

Do it yourself

Now it's Peter's turn!

Listen to Peter introducing himself online and decide if the statements below are true or false.

Ahora es el turno de Peter de presentarse a sí mismo. Escucha y decide si la información es verdadera o falsa.




Imagen de William Murphy en [Flickr](#). Licencia [CC](#)

00:00

01:00

He's English.

☐ True ☐ False

False

He's not English. He's Irish.

Galway is a city in Ireland.

☐ True ☐ False

True

He's single.

☐ True ☐ False

False

He's married.

He has two children.

☐ True ☐ False

False

He has three children.

His children are 8, 6 and 4 years old.

☐ True ☐ False

False

His children are 8, 6 and **3** years old.

His wife is Chinese.

☐ True ☐ False

False

His wife is Japanese.

Narumi is an engineer.

☐ True ☐ False

True

You can read Peter's introduction [here](#).

Do it yourself

Now listen to Beatriz talking about Peter:

Ahora escucha a Beatriz hablando sobre Peter:

00:00

00:20

His name's Peter.

He's an English teacher.

He's my online teacher!

He's Irish.

He's 46 years old.

He's married and he has three children.



Imagen de r4n en [Flickr](#). Licencia [CC](#)

His wife's Japanese. Her name's Narumi.

He's a very nice teacher!

Can you highlight the main differences between Peter's speech (1st person singular) and Beatriz's speech (3rd person singular)?

¿Puedes apuntar las diferencias principales entre la presentación de Peter en primera persona y la de Beatriz hablando de él en tercera persona?

- MY → HIS
- AM → IS
- 'M → 'S

Now move on to the next section, **You and I**.

Ahora puedes pasar a la siguiente sección.

1.1. You and I

Personal Pronouns and Verb To be

[http://prezi.com/embed/iskab6w59z5f/?](http://prezi.com/embed/iskab6w59z5f/?bgcolor=ffffff&lock_to_path=0&autoplay=0&autohide_ctrls=0&features=undefined&disabled_features=undefined)

[bgcolor=ffffff&lock_to_path=0&autoplay=0&autohide_ctrls=0&features=undefined&disabled_features=undefined](http://prezi.com/embed/iskab6w59z5f/?bgcolor=ffffff&lock_to_path=0&autoplay=0&autohide_ctrls=0&features=undefined&disabled_features=undefined)

VERB TO BE

+		-		?	Short Answers	
	Contraction		Contraction		+	-
I am i am	I'm	I am not	I'm not	Am I? I am?	Yes, I am Yes, I'm	No, I'm not
You are	You're	You are not	You aren't	Are you?	Yes, you are	No, you aren't
He is	He's	He is not	He isn't (or he's not)	Is he?	Yes, he is	No, he isn't
She	She's	She	She isn't (or	Is	Yes,	No,

is		is not	she's not)	she?	she is	she isn't
It is	It's	It is not	It isn't (or it's not)	Is it?	Yes, it is	No, it isn't
We are	We're	We are not	We aren't (or we're not)	Are we?	Yes, we are	No, we aren't
You are	You're	You are not	You aren't (or you're not)	Are you?	Yes, you are	No, you aren't
They are	They're	They are not	They aren't (or they're not)	Are they?	Yes, they are	No, they aren't

Do it yourself

Rewrite the sentences with a personal pronoun and the contraction of the verb **TO BE**.

Rellena los huecos con un pronombre personal y la contracción del verbo *TO BE*.

Example Peter is a teacher. → **He's** a teacher



Imagen de Niklas en [Flickr](#). Licencia [CC](#)

- Beatriz, Pablo and I are students. → students.
- Peter and you are teachers. → teachers.
- Beatriz and Pablo are Spanish. → Spanish.
- The plate is made in China. → made in China.
- Beatriz is beautiful. → beautiful.
- Pablo is young. → young.

7. English people are serious. →

serious.

8. You and I are happy. →
happy.

9. He and she are special. →
 special.

10. Beatriz is very intelligent. →
 very intelligent.

LISTEN

00:00

AND

01:03

CHECK

Example Peter is a teacher. → He's a teacher

1. Beatriz, Pablo and I are students. → We're students.
2. Peter and you are teachers. → You're teachers.
3. Beatriz and Pablo are Spanish. → They're Spanish.
4. The plate is made in China. → It's made in China.
5. Beatriz is beautiful. → She's beautiful.
6. Pablo is young. → He's young.
7. English people are serious. → They're serious.
8. You and I are happy. → We're happy.
9. He and she are special. → They're special.
10. Beatriz is very intelligent. → She's very intelligent.

Do it yourself

Listen and fill in the gaps:

Escucha el párrafo que aparece abajo y complete las palabras que faltan:

00:00

00:35

Peter from Birmingham,



Imagen de Tim Ellis en [Flickr](#). Licencia [CC](#)

but Pablo and Beatriz
 from Seville. Birmingham is a city
 in England but Seville is a city in
 Spain. Beatriz at the
 university today. Beatriz and
 Pablo students of English
 online. They in the same
 group. He is 18 and she is 21.
 They are single. Beatriz says:
 "English a very important
 language. I a student of
 English".



Imagen de Malcolm
 Smith en [Flickr](#). Licencia
[CC](#)

Peter **is** from Birmingham, but Pablo and Beatriz **are** from Seville. Birmingham is a city in England but Seville is a city in Spain. Beatriz **is** at the university today. Beatriz and Pablo **are** students of English online. They **are** in the same group. He is 18 and she is 21. They are single. Beatriz says: "English **is** a very important language. I **am** a student of English".

Do it yourself

Rewrite the text above using:

- pronouns instead of nouns
- contractions instead of the full form

Check your answers below.

Re-escribe el texto del ejercicio anterior utilizando:

- pronombres en vez de nombres
- contracciones en vez de la forma completa del verbo

Comprueba tus respuestas abajo.

Tendrías que sustituir todas las partes que están subrayadas:

- Peter is from Birmingham
- Pablo and Beatriz are from Seville
- Birmingham is a city in England
- Seville is a city in Spain
- Beatriz is at the university today
- Beatriz and Pablo are students of English online
- Beatriz and Pablo are in the same group
- Pablo is 18
- Beatriz is 21
- Pablo and Beatriz are single
- Beatriz says
- "English is a very important language"
- "I am a student of English"

- He's from Birmingham
- They're from Seville
- It's a city in England
- It's a city in Spain
- She's at the university today
- They're students of English online
- They're in the same group
- He's 18
- She's 21
- They're single
- She says
- "It's a very important language
- I'm a student of English"

Moving on

To find out more, go to....

- [Subject pronouns - I, he, she. The present of the verb 'to be' - positive and question forms](#)
-

1.2. Numbers 0-12

Numbers

This is how you SAY numbers 0-12:

Así se dicen los números del 1 al 12:

[Enlace a recurso reproducible >> http://www.youtube.com/embed/lrlLvrZdqiw](http://www.youtube.com/embed/lrlLvrZdqiw)

Do it yourself

Listen. Write the phone numbers:

Escucha los números de teléfono y escríbelos en los huecos (en cifras, no en letras):

00:00

00:36

1.
2.
3.
4.
5.

1. 667987548 double six-seven-nine-eight-seven-five-four-eight
2. 987445236 nine-eight-seven-double four-five-two-three-six
3. 605981250 six-o-five-nine-eight-one-two-five-o
4. 995687425 double nine-five-six-eight-seven-four-two-five
5. 230551457 two-three-o-double five-one-four-five-seven

Numbers

This is how you **WRITE** 0-12:

Así se escriben los números del 1 al 10:

http://www.slideshare.net/slideshow/embed_code/31811984

Do it yourself

Write the numbers:

Escribe los números:

1.
2.
3.
4.
5.
6.
7.
8.
9.
10.
11.
12.

1. ONE
 2. TWO
 3. THREE
 4. FOUR

5. FIVE
6. SIX
7. SEVEN
8. EIGHT
9. NINE
10. TEN
11. ELEVEN
12. TWELVE

Telephone Numbers

En inglés, se dice los números uno por uno así que 678421 se dice "six seven eight four two one"



Imagen de Dave Pearson en [Flickr](#). Licencia [CC](#)

Cuando dices un número de teléfono y aparece el número 0 (zero /'ziərəʊ/), a menudo dices: "o" (/əʊ/, como la letra "o") en vez de "zero". Por ejemplo, el siguiente número de teléfono 657028954, se diría: six-five-seven-o-two-eight-nine-five-four.

Cuando dices un número de teléfono y aparece un número repetido, a menudo dices "double" y el número, en vez de el número dos veces. Por ejemplo, el siguiente número de teléfono 657882299, podría decirse: six-five-seven-eight-eight-two-two-nine-nine, pero suele decirse: six-five-seven-double eight-double two-double nine.

Talk to a partner. Practise saying your home phone number and your mobile phone number.

Habla con tu compañero/a. Practicad diciendo vuestros números de teléfono fijo y móvil.

Moving on

To find out more, go to....

- [Numbers](#)
-

1.3. The vowels: a, e, i, o, u

Enlace a recurso reproducible >> <http://www.youtube.com/embed/xuNhrogY-Mo>

Do it yourself



Imagen de Chris en
[Flickr](#). Licencia [CC](#)

DICTATION.

Listen and write the vowels.

Escucha y escribe los vocales.

00:00

00:24

- E - - O - - O - - E - - E - - E - - E - - - I -

A - E - I - O - U - O - I - E - A - E - I - E - A - E - E - I - I - A

2. I'm NOT!

Do it yourself

Listen and answer the multiple choice questionnaire below.

00:00

00:40

1. Is she British?

- ☐ Yes, she is.
- ☐ No, she isn't.

She's American.

She's American.

Solution

- 1. Correct Option
- 2. Wrong

2. Is your name Jackie?

- ☐ Yes, it is.
- ☐ No, it isn't.

My name's Jackie.

Yes, it is. My name's Jackie.

Solution

1. Correct Option
2. Wrong

3. Are you married?

- ☐ Yes, I am.
- ☐ No, I'm not.

No, I'm not. I'm single.

I'm single.

Solution

1. Wrong
2. Correct Option

4. How are you?

- ☐ Fine, thanks and you?
- ☐ I'm Sally, Sally Adams.

Correct Option

Wrong

Solution

1. Correct Option
2. Wrong

5. Are they happy?

- ☐ Yes, they are.
- ☐ No, they aren't.

They're very happy.

Yes, they are. They're very happy.

Solution

1. Correct Option
2. Wrong

6. Are we artists?

- ☐ Yes, we are.
- ☐ No, we aren't.

No, we aren't. We're students.

We're students.

Solution

1. Wrong
2. Correct Option

7. Is he five years old?

- ☐ No, he isn't.
- ☐ Yes, he is.

He's nine years old.

No, he isn't. He's nine years old.

Solution








1. Correct Option
2. Wrong




[http://prezi.com/embed/wmdgw4ogpuj7/?
bgcolor=ffffff&lock_to_path=0&autoplay=0&autohide_ctrls=0&features=undefined&disabled_features=undefined](http://prezi.com/embed/wmdgw4ogpuj7/?bgcolor=ffffff&lock_to_path=0&autoplay=0&autohide_ctrls=0&features=undefined&disabled_features=undefined)

Do it yourself

Look at the pictures and think of how to fill in the table. The example is in the first row.
Use contractions when possible.

Mira los dibujos y piensa en cómo completarías la tabla. En la primera fila tienes un ejemplo. Usa contracciones si puedes.

	QUESTION	SHORT ANSWER	ANSWER
	Is he a boy?	Yes, he is.	He's a boy.
	Is he a doctor?		He's a chef.
			He's a doctor.
	Is she a boy?		
			I'm happy.
			He's old.
	Are you happy?		

	Is he tall?		
			He's tall.
	Is he old?		
Imágenes cortesía de UVic			

QUESTION	SHORT ANSWER	ANSWER
Is he a boy?	Yes, he is.	He's a boy.
Is he a doctor?	No, he isn't.	He's a chef.
Is he a doctor?	Yes, he is.	He's a doctor.
Is she a boy?	No, she isn't.	She's a girl.
Are you happy?	Yes, I am.	I'm happy.
Is he old?	Yes, he is.	He's old.
Are you happy?	No, I'm not.	I'm sad.
Is he tall?	No, he isn't.	He's short.
Is he tall?	Yes, he is.	He's tall.
Is he old?	No, he isn't.	He's young.

Imagine you are a famous person. Your partner will try to guess who you are. You can only answer YES, I AM or NO, I'M NOT. Then swap roles.

Imagina que eres una persona famosa. Tu compañero tratará de adivinar quién eres. Sólo puedes contestar "*Yes, I am*" o "*No, I'm not*". Después él imagina y tú adivinas. Mira el ejemplo.

Example:

- Are you a man?
- No, I'm not.
- Then you're a woman. Are you an actress?
- No, I'm not.
- Are you a singer?
- Yes, I am.
- Are you Beyoncé?
- YES, I AM!

Useful vocabulary: a sportsman/sportswoman a politician
American/Spanish/British

3. Greetings

[Enlace a recurso reproducible >>](#)

<http://www.youtube.com/embed/q53J4ilf0po>

Good Morning...

Oh! and in case I don't
see you...

Good afternoon!

Good evening!

...and good night!

Good afternoon, Good evening, ...



Do it yourself

Listen and read the short conversations above and fill in the chart:

00:00

00:31



- Hello!
-
-
-



- Goodbye!

-
-
-

How are you?

- Not too bad. And you?

-
-
-

Imágenes cortesía de [UVic](#)



- Hello!
- Hi!
- Good morning
- Good afternoon
- Good evening



- Goodbye!
- Bye!
- See you later!
- Good night

How are you?

- Not too bad. And you?
- I'm OK. Thanks.
- Fine, thanks and you?
- I'm fine. Thank you.
- Very well, thank you.

Imágenes cortesía de [UVic](#)

Moving on

To find out more, go to...

[BBC programmes on language you can use for greeting, introducing people and saying goodbye](#)

4. Bite size

-
- | | |
|--|---|
| <ul style="list-style-type: none">• You have learnt the verb <i>to be</i> (see a summary below) and personal pronouns, and when and how to use contractions. | <ul style="list-style-type: none">• También has aprendido el verbo <i>ser</i> o <i>estar</i> en inglés (<i>to be</i>- mira la tabla resumen abajo-) y los pronombres, así como cuándo usar contracciones. |
| <ul style="list-style-type: none">• You have also learnt how to count from 0 to 12. | <ul style="list-style-type: none">• También has aprendido cómo contar del 1 al 12. |
-

-
- | | |
|---|--|
| <ul style="list-style-type: none">• You have learnt the vowels. | <ul style="list-style-type: none">• Has aprendido las vocales en inglés. |
|---|--|
-

-
- | | |
|---|--|
| <ul style="list-style-type: none">• You've learnt e-learning language you will need to understand when studying online. | <ul style="list-style-type: none">• Has aprendido como lenguaje específico de aprendizaje en la plataforma que necesitarás a lo largo del curso. |
|---|--|
-

- **You have learnt how to fill in a form with your personal details and how to introduce yourself giving basic information.**
 - **You've also learnt basic greetings.**
 - **Has aprendido cómo rellenar un formulario con tus detalles personales y cómo presentarte ofreciendo información básica sobre ti.**
 - **Has aprendido saludos básicos.**
-
-

- **You have met Beatriz, Pablo and Peter, who are going to do this English learning course with you. Welcome aboard!**
 - **Has conocido a Beatriz, a Pablo y a Peter, que te acompañarán en tu proceso de aprendizaje del inglés en este curso.**
-

Printable version

Descarga la versión imprimible de este tema:

3434/36

Si quieres escuchar el contenido de este archivo, puedes instalar en tu ordenador el lector de pantalla libre y gratuito [NDVA](#).

Aviso Legal

Las páginas externas no se muestran en la versión imprimible

<http://www.juntadeandalucia.es/educacion/permanente/materiales/index.php?aviso#space>