



A story contains...



1 Exploring a tale

STEP 1: Choose a tale with your group mates. Make sure you know it well. We propose two, but you can choose another you like.



STEP 2: Analyse the story and answer the questions.

Basic information

Story:

Author:

Genre:

Characters

Main characters:

Other characters:

Setting

Time:

.....

Place:

.....

Main problem

.....

.....

.....

Solution to the main problem

.....


.....

.....

STEP 3: Tell your classmates the characteristics of your story.

Divide the parts of the story among the members of the group.

- **Student 1** talks about the basic information and the characteristics of the story.
- **Student 2** says the setting and the main problem.
- **Student 3** explains the solution to the main problem.





UNIÓN EUROPEA
Fondos Europeo de Desarrollo Regional



Junta
de Andalucía

Consejería de Educación
y Deporte