


Create your own domino





1 YOUR DOMINO


Instructions:


1. Write the name of the robots according to the pictures.
2. Write what they are used for.
3. Cut the cards.
4. Play yourself with the cards. Match the robots with the same uses.
5. You can also play with another classmate if he or she has done the same activity.


<p>This robot is used for:</p> <p>_____</p>	 <p>Type of robot</p> <p>_____</p>
---	---


<p>This robot is used for:</p> <p>_____</p>	 <p>Type of robot</p> <p>_____</p>
---	---


<p>This robot _____</p> <p>_____</p> <p>_____:</p>	 <p>Type of robot</p> <p>_____</p>
--	---

<p>This robot _____</p> <p>_____</p> <p>_____:</p>	 <p>Type of robot</p> <p>_____</p>
--	---

<p>_____</p> <p>_____</p> <p>_____:</p>	 <p>Type of robot</p> <p>_____</p>
---	---

<p>_____</p> <p>_____</p> <p>_____:</p>	 <p>Type of robot</p> <p>_____</p>
---	---

<p>_____</p> <p>_____</p> <p>_____:</p>	 <p>Type of robot</p> <p>_____</p>
---	---

<p>_____</p> <p>_____</p> <p>_____:</p>	 <p>Type of robot</p> <p>_____</p>
---	---



UNIÓN EUROPEA
Fondos Europeo de Desarrollo Regional



Junta
de Andalucía

Consejería de Educación
y Deporte